

Are you looking for a reliable solution to transport and store long loads?

We offer multi-directional reach trucks with capacities of 2,000 and 2,500 kg: ETV Q.

JUNGHEINRICH
Machines. Ideas. Solutions.



Do you want an easier way to move long loads?

Our ETV Q provides the solutions for you.

Our ETV Q multi-directional reach truck combines reach mast technology with all wheel steering. It combines several advantages linked together.

Benefit from:

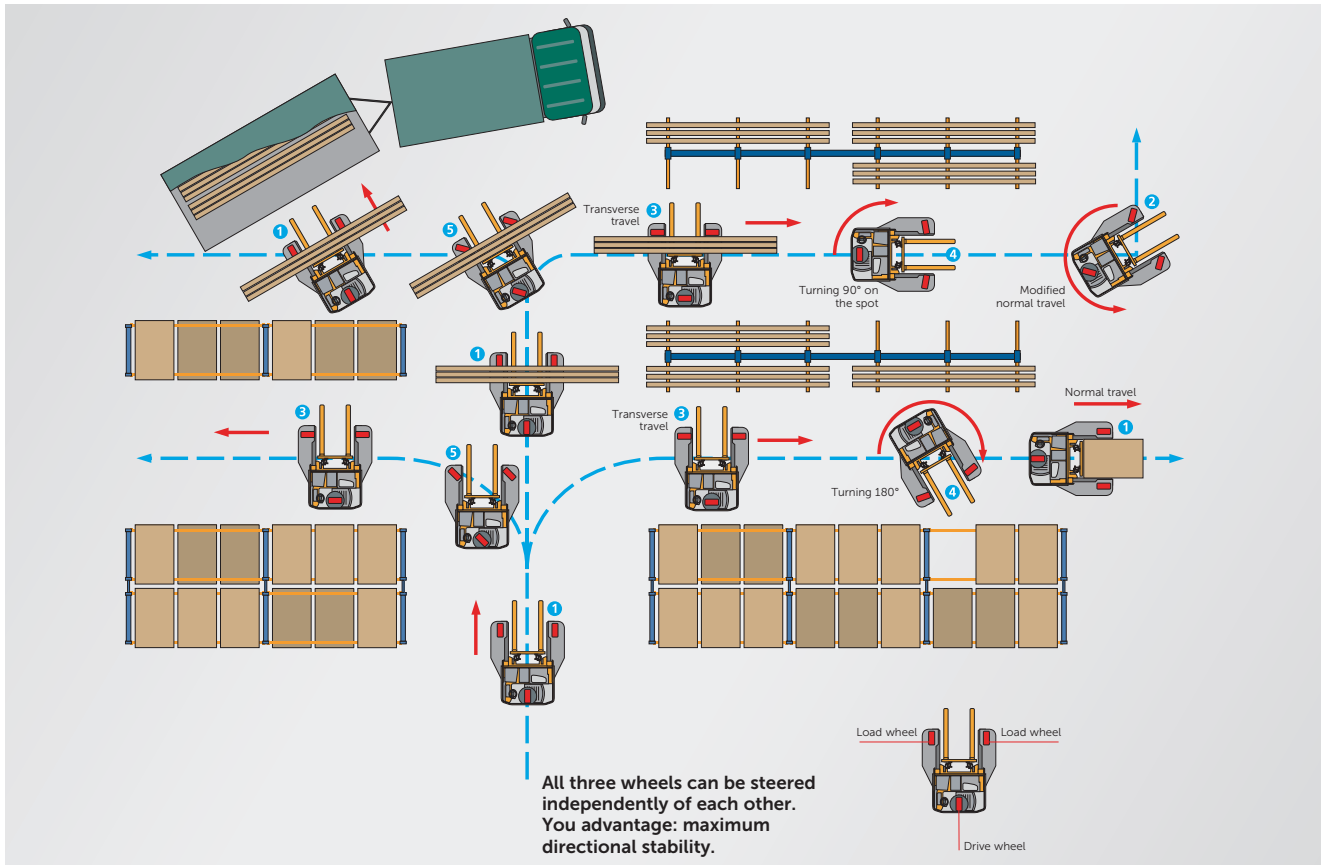
- Less aisle width required because the mast is retracted within the contours of the truck.
- Greater travel/lift performance with simultaneous energy recovery and reduced maintenance costs thanks to state-of-the-art drive and control technology.
- Free manoeuvrability in every direction thanks to simultaneous electrical steering of all wheels.

The highlight is the special travel mode "modified normal travel". This mode, reduces an already minimal turning radius by up to 34%.

As with all five of the travel programs, "modified normal travel" mode can easily be engaged via the 5-button control unit. It is the central component allowing simple control of the trucks direction.

Our ETV Q also offers you a number of solutions for cost-effective handling of long and bulky loads in confined spaces. With a capacity of 2,000 kg or 2,500 and lift heights up to 10,700 mm.





Every operator sits, drives, steers, controls and works differently.

That's why we've included a number of ergonomic solutions.

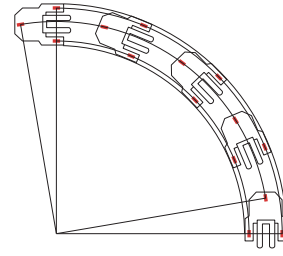
Travel programs at the touch of a button

All it takes is one touch, even when wearing gloves, to make the ETVQ travel in one of the five different travel modes (normal travel, modified normal travel, transverse travel, turning on the spot and parallel travel). The clearly

arranged control unit, makes it easier for your operators than ever before. Like all the electronic components of our ETV Q, it is protected against dust and water. The operator can also change the travel program during operation.



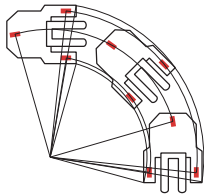
Travel mode 1:
Normal travel



In the modified normal travel mode, only the drive wheel is steered. This mode is equivalent to a conventional reach truck.



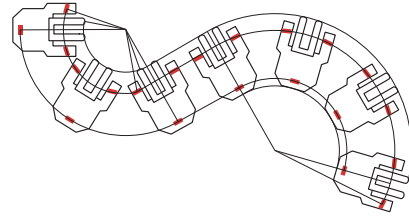
Travel mode 2:
Modified normal travel



In modified normal travel mode, all wheels are steered. This reduces the turning radius by up to 34%.



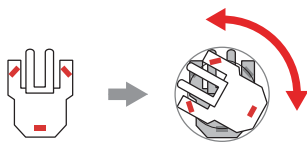
Travel mode 3:
Transverse travel



In transverse travel mode, the drive and load wheels are positioned at a sideways angle to the truck's longitudinal axis. Steering is via the load wheels.



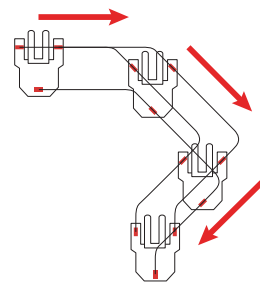
Travel mode 4:
Turning on the spot



In turning on the spot mode, the steering wheel has no function.



Travel mode 5:
Parallel travel



In parallel travel mode, all wheels are positioned at the same angle. This makes it possible to switch from normal to transverse travel (and vice versa) during travel.



Productivity-enhancing ergonomics

- Ample legroom thanks to electric steering with a steering column.
- Horizontally and vertically adjustable steering wheel.
- Excellent all-round visibility due to low covers and panorama mast.
- Accelerator and brake pedals are configured as in a car.

SOLO-PILOT control lever

The SOLO-PILOT control lever integrated into the armrest ensures precise fingertip control of travel/lifting functions. The switches and levers are allocated in conventional manner to provide a single control function.





MULTI-PILOT control lever (optional)

Integrated in the armrest, the MULTI-PILOT has a layout similar to a joystick. All functions are comfortably situated for the operator's hands. MULTI-PILOT is the ideal control option for maximum stacking and retrieval performance.

Low-vibration operator's seat

Optimum combination of seat and seat cover/support to ensure most effective vibration damping. This low-vibration design guarantees increased productivity due to longer operating times – this exceeds current legislation requirements.



Increased productivity. We make things easier for your operators.


More stability – more capacity

Solid mast sections, rigid cross-members and the solid fitting of the mast holder combined with optimum visibility ensure overall robustness and safety.

Speed at the touch of a button (optional)

Quick, easy and reliable at the touch of a button: central positioning of the sideshift and horizontal alignment of the fork. There is no time-consuming “feeling your way” up to the required location.





Integrated fork positioner for different load widths

With its infinitely adjustable fork distance from 480 to 2,130 mm (outer edge), the fork positioner guarantees reliable lifting of loads with very different widths. Thanks to the fork shanks which have been extended downwards, the mast can then be retracted within the contours of the truck as usual.



Stacking/retrieval with video monitoring (optional)

Our video camera gives you precise, rapid access to extremely high locations. The position of the camera on the forks enables your operators to efficiently and reliably control the stacking/retrieval from their convenient seated position/viewpoint. They do not have to look up, therefore noticeably reducing the strain on their shoulders and neck.



Weight control at the touch of a button (optional)

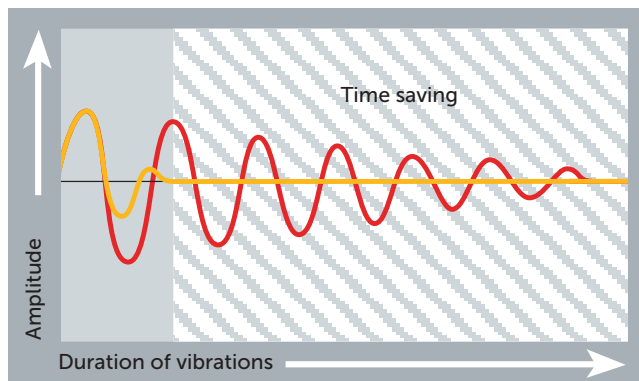
The weighing function provides reassurance that the residual capacity has not been exceeded. After the load is lifted, the weight can be displayed on the monitor at the touch of a button (50 kg tolerance).

Do you want safety, reliability and profitability?

That's just what we have offered for 60 years.

Mast reach damping system (optional)

Our mast reach damping system prevents mast sway during stacking and retrieval. This saves you tedious and costly positioning time.



— Duration of vibrations without our mast reach cushioning.

— 80% time saving thanks to our mast reach cushioning.

Limit switch system (optional) for fork protection

The limit switch system prevents damage to the load, wheel arms or forks for applications with attachments. When being lowered, retracted or extended, the forks are automatically stopped in an end position. This prevents a collision with the support arms.

Cost-effective three-phase AC technology

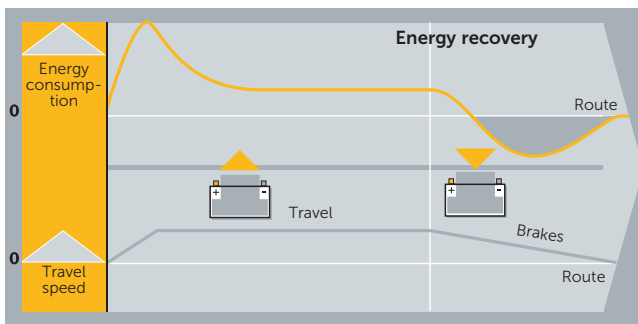
- More cost-effective than DC technology.
- Virtually maintenance-free.
- Change in direction of travel without the usual response delay.

60 years of experience

For almost 60 years, our reach trucks have been stacking and transporting reliably and powerfully in the warehouses of the world. Today one in three reach trucks carries the Jungheinrich brand label. The reason is simple: because they run reliably on... they prove extremely profitable.

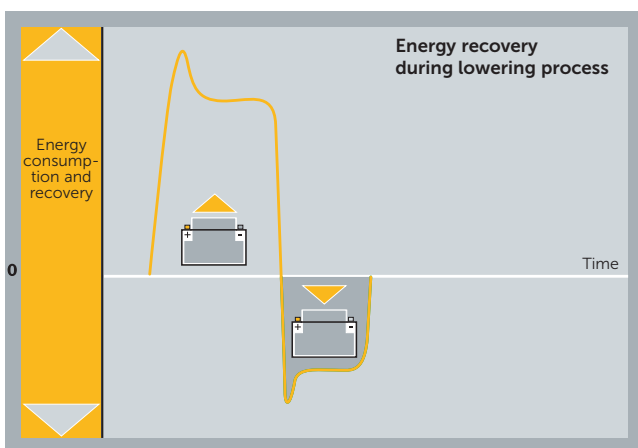


Save energy costs – with our energy recovery system.



Energy recovery when braking

When the accelerator is released, up to 20% of the energy is recovered and stored in the battery. When the brake pedal is pressed in conjunction with this, the braking system combines the regenerative braking of the motor with the hydraulic load wheel brake. Your advantage: maximum efficiency in all braking processes.



Energy recovery during lowering

Our energy recovery system enables the hydraulic motor to function as a generator during lowering.

Advantages:

- Every 4th lift is executed with recovered energy – free energy, in other words!
- As a result, uptime and battery life are considerably extended.



JUNGHEINRICH
SLH 090



48V 60A



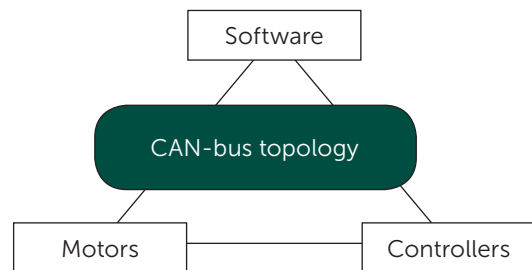


Your one-stop energy provider

More energy through synergy. In keeping with this motto, we can offer you trucks, batteries and chargers from a single source. A system fully adapted to your individual usage conditions. Your advantage: maximum truck uptimes and an economical energy supply designed for your specific needs. This provides protection for both your batteries and your budget.

Maximum functional reliability

For our reach trucks, maximum performance goes hand-in-hand with maximum functional reliability. The most recent example of this: Controllers with fully encapsulated electronics as per stringent IP 65 protection rating as well as sealed connector systems. The advantage: reliable long-term operation, e.g. coping with strong vibrations and also under severe climatic conditions. The travel and lift control electronics are also encased in a sealed housing, which guarantees the best thermal properties with regard to thermal losses.



Everything from a single source: Software, motors and controllers. Perfectly coordinated interaction ensures maximum power with minimum energy consumption.

CAN-Bus ensures maximum reliability of controller electronics

Each individual component in our electronics system relays its operational status to other components and simultaneously receives their data. Consequently, the electronic exchange of information is simpler, more transparent and, above all, more reliable. Our customer service engineers can access all performance-related data simply by connecting a laptop to the system.

Yes or no?

Investment decisions are simple, but not easy.

We compile the facts that make it easier for you:

BestInvest

Our reach trucks will reduce your long-term operating costs by up to 20 %. With a wide range of technological and ergonomic advantages that reduce all of the expenses making up the Total Cost of Operations (TCO) to minimum levels, from purchase to disposal. We call this promise BestInvest. It helps you transform your costs into profitable investments. So that you can make the best investment decision.

The right racking for the right truck

We can provide you with the complete solution for this: integrated warehouse planning, where the racking and the trucks work “hand in hand” as part of a single system. From project planning through CAD drafting to handover. From modular racking systems through system platforms to high-bay racking. From consultancy through installation to service. We offer a one-stop shop.

A dedicated service network

Service engineers are available for you throughout the UK. Each one a Jungheinrich professional: mechanical engineer, electrician, electronic and hydraulic specialist all rolled into one. And they'll generally be with you within four hours.

In-house financial services

We offer you a wide range of tailored solutions to suit your commercial, financial and balance sheet requirements – even if they change over time. This will allow you to keep on the move and respond flexibly. Your sales consultant will be happy to work out which solution is best suited to your needs.

25% less CO₂ in ten years

We have drastically reduced the CO₂ emissions of our entire truck range over the last ten years – and by more than 25 % for the EFG series. We have done this with a series of technological innovations which are currently setting the standard for CO₂ emissions.

Reduced CO₂ emissions also mean lower energy costs

Our entire product cycle now features technical innovations for reducing CO₂ emissions, from manufacturing through usage to reconditioning. And our high-tech solutions are really setting standards in the usage phase, which is where 80–90 % of all emissions occur. You can easily use this Jungheinrich advantage to your benefit, immediately reducing your energy costs considerably while simultaneously achieving maximum throughput rates.

For further information, visit www.jungheinrich.com/oekobilanz


TÜV-certified product life-cycle assessment

TÜV-Nord has systematically analysed the life-cycle assessment and certified it in accordance with DIN EN ISO 14040, giving us the environmental rating “Geprüfte Produkt-Ökobilanz” [Certified Product Life-cycle Assessment].





Oft. beibehalten?





Jungheinrich
Plants, Sales and
Services Europe
ISO 9001/ISO14001



Jungheinrich
Vertrieb Deutschland AG & Co. KG

Am Stadtrand 35
22047 Hamburg
Germany
Telephone +49 40 6948-0
Telefax +49 40 6948-1777

info@jungheinrich.com
www.jungheinrich.com

JUNGHEINRICH
Machines. Ideas. Solutions.